

English Language Art/Literacy Performance Based Assessment




Steps for Performance Based English Language Arts Assessment Practice Test:

1. www.parcconline.org (Using Google Chrome)
2. The PARCC Assessment Tab
3. Practice Tests (on the left)
4. Check out the **PARCC Practice Tests** (in blue on middle of page)
5. Test Preparation (Drop down menu will appear-click on Practice Tests)
6. Click on **View English Language Arts/Literacy Practice Tests**
7. Click on the desired Grade
8. Drop down menu will appear-Click on **Standard TestNav Version**
9. **Start Test Now and Start Section**

Following slides are the same steps with screen shots


English Language Art/Literacy Performance Based Assessment



Steps for ELA Performance Based Assessment Practice Test:

The screenshot shows the PARCC website interface. At the top, there is a navigation bar with four items: 'About PARCC', 'The PARCC Assessment', 'PARCC States', and 'PARCC Resources'. Below this is a sidebar menu titled 'THE PARCC ASSESSMENT' with the following items: 'Practice Tests', 'Field Test', 'Assessment System', 'Sample Questions', 'Implementation', 'Technology', 'Cost', 'Policies and Guidance', 'Research and Development', and 'Contracts & Procurement'. The main content area is titled 'Home · The PARCC Assessment' and 'Practice Tests'. It includes links for 'Printer-friendly version' and 'PDF version'. The text describes the Practice Test as a tool for students to experience PARCC test items. It mentions two major releases: one in spring 2014 and one in fall 2014. A section titled 'Spring 2014 Release - Available Now' lists two categories of tests: English Language Arts/Literacy: Grades 3-11 Performance Based tests and Mathematics: Grades 3-8, Algebra I and Geometry End of Year tests. At the bottom, there is a link that says 'Check out the PARCC Practice Tests'. Three black arrows are overlaid on the image: one pointing to 'The PARCC Assessment' in the top navigation, one pointing to 'Practice Tests' in the sidebar, and one pointing to the 'Check out the PARCC Practice Tests' link at the bottom.

English Language Art/Literacy Performance Based Assessment



Steps for ELA Performance Based Assessment Practice Test:



PearsonAccess^{next}


Technology Setup

Manuals & Training


Test Preparation ▼

Bulletins

Support



English Language Art/Literacy Performance Based Assessment



Steps for ELA Performance Based Assessment Practice Test:




Navigation bar with the following items: Home, PearsonAccess^{next}, Technology Setup, Manuals & Training, Test Preparation (dropdown), Bulletins, Support.


Dropdown menu for Test Preparation:

- Sample Items
- TestNav 8 Tutorial
- Practice Tests

Home



English Language Art/Literacy Performance Based Assessment



Steps for ELA Performance Based Assessment Practice Test:

English Practice Tests

Do you want to know what taking the English/Language Arts/Literacy portion of the PARCC Performance-Based Assessment is like? A practice test for each grade is available below for you to use to familiarize yourself with the kinds of items and format used for the PBA tests.

[View English Practice Tests »](#)


Mathematics Practice Tests

Do you want to know what taking the Mathematics portion of the PARCC Performance-Based Assessment is like? A practice test for each grade is available below for you to use to familiarize yourself with the kinds of items and format used for the PBA tests.

[View Mathematics Practice Tests »](#)



English Language Art/Literacy Performance Based Assessment



Steps for ELA Performance Based Assessment Practice Test:

Grade 4



This set contains all three PBA tasks, the Narrative Writing Task, the Research Task, and the Literary Analysis Task.


[Standard TestNav Version »](#)

[Screen Reader Version »](#)

[Grade 4 Generic Rubrics »](#)



English Language Art/Literacy Performance Based Assessment



Steps for ELA Performance Based Assessment Practice Test:

Welcome! You are about to start a test.

Grade 4 ELA/Literacy
There is 1 section.
There are 23 total questions.


Start Test Now »

Session 1
23 Questions

Start Section

The screenshot shows a two-step process. The first step is a welcome message with a 'Start Test Now' button. A black arrow points to this button. The second step is a 'Session 1' screen with a 'Start Section' button. A black arrow points to this button.

English Language Art/Literacy Performance Based Assessment



Features of the ELA Practice Test:



Today, you will read two stories titled "Johnny Chuck Finds the Best Thing in the World" and "Me First." As you read, think about the actions of the characters and the events of the stories. Answer the questions to help you write an essay.

Read the story titled "Johnny Chuck Finds the Best Thing in the World." Then answer the questions.

Johnny Chuck Finds the Best Thing in the World

by Thornton Burgess

1 Old Mother West Wind had stopped to talk with the Slender Fir Tree.

Part A

What does cross mean as it is used in paragraph 28 of "Johnny Chuck Finds the Best Thing in the World"?

- A. excited
- B. lost
- C. upset
- D. scared

English Language Art/Literacy Performance Based Assessment



Features of the ELA Practice Test:

← → Review Flag

Guest

HOME / GRADE 3 ELA/LITERACY

Review Answers

Today, you will read two stories titled "Johnny Chuck Finds the Best Thing in the World" and "Me First." As you read, think about the actions of the characters and the events of the stories. Answer the questions to help you write an essay.

Read the story titled "Johnny Chuck Finds the Best Thing in the World." Then answer the questions.

Johnny Chuck Finds the Best Thing in the World
by Thornton Burgess


1 Old Mother West Wind had stopped to talk with the Slender Fir Tree.

Part A

What does cross mean as it is used in paragraph 28 of "Johnny Chuck Finds the Best Thing in the World"?

- A. excited
- B. lost
- C. upset
- D. scared

English Language Art/Literacy Performance Based Assessment



Features of the ELA Practice Test:

The screenshot shows a navigation bar with a back arrow, a forward arrow, a 'Review' button, a 'Flag' button, and a close button. On the right side, there is a 'Guest' user profile icon. Below the navigation bar is a breadcrumb trail: 'HOME / GRADE 3 ELA/LITERACY / SESSION 1'. An orange arrow points from the 'Flag' button to the text 'Flag Difficult Questions'.

Today, you will read two stories titled "Johnny Chuck Finds the Best Thing in the World" and "Me First." As you read, think about the actions of the characters and the events of the stories. Answer the questions to help you write an essay.

Read the story titled "Johnny Chuck Finds the Best Thing in the World." Then answer the questions.

Johnny Chuck Finds the Best Thing in the World

by Thornton Burgess


1 Old Mother West Wind had stopped to talk with the Slender Fir Tree.

Part A

What does cross mean as it is used in paragraph 28 of "Johnny Chuck Finds the Best Thing in the World"?

- A. excited
- B. lost
- C. upset
- D. scared

English Language Art/Literacy Performance Based Assessment



Features of the ELA Practice Test:

← → Review Flag

Guest

HOME / GRADE 3 ELA/LITERACY / SESSION 1 / 1 OF 13

Pointer

Today, you will read two stories titled "Johnny Chuck Finds the Best Thing in the World" and "Me First." As you read, think about the actions of the characters and the events of the stories. Answer the questions to help you write an essay.

Read the story titled "Johnny Chuck Finds the Best Thing in the World." Then answer the questions.

Johnny Chuck Finds the Best Thing in the World
by Thornton Burgess


1 Old Mother West Wind had stopped to talk with the Slender Fir Tree.

Part A

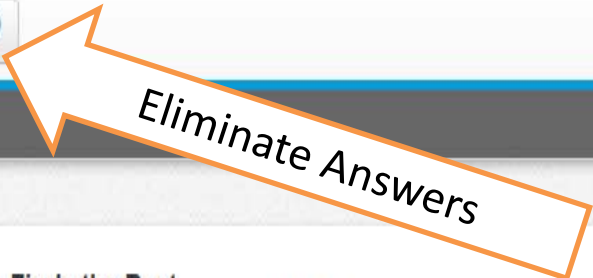
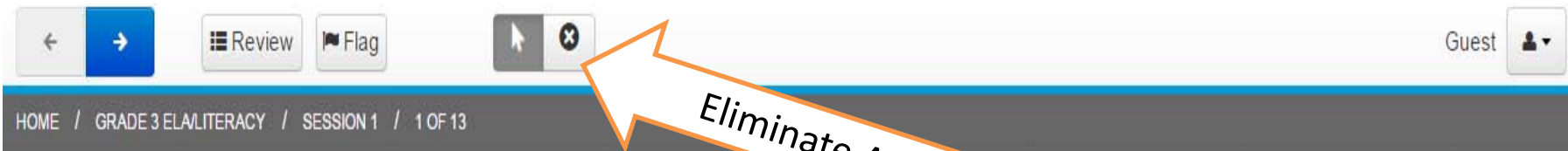
What does cross mean as it is used in paragraph 28 of "Johnny Chuck Finds the Best Thing in the World"?

- A. excited
- B. lost
- C. upset
- D. scared

English Language Art/Literacy Performance Based Assessment



Features of the ELA Practice Test:



Today, you will read two stories titled "Johnny Chuck Finds the Best Thing in the World" and "Me First." As you read, think about the actions of the characters and the events of the stories. Answer the questions to help you write an essay.

Read the story titled "Johnny Chuck Finds the Best Thing in the World." Then answer the questions.

Johnny Chuck Finds the Best Thing in the World
by Thornton Burgess

1 Old Mother West Wind had stopped to talk with the Slender Fir Tree.


Part A

What does cross mean as it is used in paragraph 28 of "Johnny Chuck Finds the Best Thing in the World"?

- A. excited
- B. lost
- C. upset
- D. scared

Mathematics

End of Year Assessment




Steps for End of Year Mathematics Assessment Practice Test:

1. www.parcconline.org (Using Google Chrome)
2. The PARCC Assessment Tab
3. Practice Tests (on the left)
4. Check out the **PARCC Practice Tests** (in blue on middle of page)
5. Test Preparation (Drop down menu will appear-click on Practice Tests)
6. Click on **View Mathematics Practice Tests**
7. Click on the desired Grade
8. Drop down menu will appear-Click on **Standard TestNav Version**
9. **Start Test Now and Start Section**

Following slides are the same steps with screen shots

Mathematics

End of Year Assessment




Steps for End of Year Mathematics Assessment Practice Test:

The screenshot shows the PARCC website navigation. At the top, there are four tabs: 'About PARCC', 'The PARCC Assessment' (highlighted in blue), 'PARCC States', and 'PARCC Resources'. Below the 'The PARCC Assessment' tab is a sidebar menu with the following items: 'Practice Tests', 'Field Test', 'Assessment System', 'Sample Questions', 'Implementation', 'Technology', 'Cost', 'Policies and Guidance', 'Research and Development', and 'Contracts & Procurement'. The main content area is titled 'Home · The PARCC Assessment' and 'Practice Tests'. It includes links for 'Printer-friendly version' and 'PDF version'. The text states: 'The Practice Test was developed so that all students - not just those involved in the field testing - can experience PARCC test items the way they will appear on the tests starting in spring 2014. There will be two major releases of the Practice Test - one in spring 2014 and one in fall 2014.' Below this, it says 'Spring 2014 Release - Available Now' and lists two bullet points: 'English Language Arts/Literacy: Grades 3-11 Performance Based tests' and 'Mathematics: Grades 3-8, Algebra I and Geometry End of Year tests'. At the bottom, there is a link that says 'Check out the PARCC Practice Tests'. Three black arrows point to 'The PARCC Assessment' tab, 'Practice Tests' in the sidebar, and the 'Check out the PARCC Practice Tests' link.

Mathematics

End of Year Assessment



Steps for End of Year Mathematics Assessment Practice Test:



PearsonAccess^{next}

Technology Setup

Manuals & Training

Test Preparation ▼


Bulletins

Support



Mathematics

End of Year Assessment



Steps for End of Year Mathematics Assessment Practice Test:



Navigation bar with the following items: Home, PearsonAccess^{next}, Technology Setup, Manuals & Training, Test Preparation (dropdown), Bulletins, Support.


Dropdown menu for Test Preparation:

- Sample Items
- TestNav 8 Tutorial
- Practice Tests

Home

Mathematics

End of Year Assessment



Steps for End of Year Mathematics Assessment Practice Test:

English Practice Tests

Do you want to know what taking the English/Language Arts/Literacy portion of the PARCC Performance-Based Assessment is like? A practice test for each grade is available below for you to use to familiarize yourself with the kinds of items and format used for the PBA tests.

[View English Practice Tests »](#)

Mathematics Practice Tests


Do you want to know what taking the Mathematics portion of the PARCC Performance-Based Assessment is like? A practice test for each grade is available below for you to use to familiarize yourself with the kinds of items and format used for the PBA tests.

[View Mathematics Practice Tests »](#)



Mathematics

End of Year Assessment




Steps for End of Year Mathematics Assessment Practice Test:

Grade 4


This set contains a complete EOY test.

[Standard TestNav Version »](#)



Mathematics

End of Year Assessment



Steps for End of Year Mathematics Assessment Practice Test:

Welcome! You are about to start a test.

Grade 4 Mathematics
There is 1 section.
There are 36 total questions.

Start Test Now »

Session 1
36 Questions

Start Section

The screenshot shows a user interface for a mathematics assessment. At the top, a light blue banner reads "Welcome! You are about to start a test." Below this, a white box contains the text "Grade 4 Mathematics", "There is 1 section.", and "There are 36 total questions." To the right of this text is a blue button labeled "Start Test Now »". A large black arrow points to this button. Below the white box, the text "Session 1" is displayed, followed by a light blue box containing "36 Questions". At the bottom of the session area, a blue button labeled "Start Section" is shown, with another large black arrow pointing to it.